

E-MAGAZINE

SCUBA SHOOTERS

.net

www.scubashooters.net

ISSUE  
N° 6  
AUG  
2015

# DIVING THE RED SEA

*Barrier reef  
without barriers*



## PORTFOLIO

Marco  
Gargiulo

## MONTHLY CONTEST

Ian Morton wins  
"Marine ambient"

**BEGIN WITH  
THE END IN MIND**  
- part 3 -

**DIVING BEAUTIFUL  
DAUIN**  
Marine sanctuary

**LOVELY FIJI**  
by Davide  
Lombroso

**NOT ONLY UW**  
Glamour is  
an attitude



## ICON HD BLACK EDITION



# CENTER OF INTELLIGENCE. EDGE OF PERFORMANCE.

- New display lay-out for maximum readability
- Night mode option
- Underwater menu allows to configure certain settings during the dive
- Decompression dive planner

Be intelligent. Take the edge of performance.

[mares.com](http://mares.com)

**mares**  
just  
add  
water



Dear Scubashooters,  
We always refer to scubashooters as to a network. The domain itself [scubashooters.net](http://scubashooters.net) is a clear indication of the network vocation of our structure. This month I want to introduce you our new creature. The UW photo contest platform. Many of you might be aware that among the activities scubashooters is offering to the audience there is the "monthly contest". This month we will be going to host the 18th edition of this event that has gathered so much attention to us. Every month, hundreds of photographers worldwide join the competition on our facebook group to win the prizes that our sponsors worldwide are offering. And it's all for free! We had great feedbacks from this initiative and very promising results and for this reason we decided it was the time to start organizing a real contest, with big prizes from very important names of the diving industry worldwide. Inon of Japan and Easydive of Italy just to name two.

We soon realized that the Facebook group could not host such an important and complex event and for this reason we started developing our own platform for online contest to be hosted on our flagship website [www.scubashooters.net](http://www.scubashooters.net). It has been a long work, experimenting and finetuning the platform which will be an absolute news for the online photocontest, a unique software developed for the purpose. So are you ready for the launch? Are you ready to join the competition and get the chance to win gear parts, underwater photo gear parts, holidays? Or simply are you willing to delight your mind with eye popping images? Just stay tuned then, our big show will land next september on [scubashooters.net](http://scubashooters.net).



*Marco Gargiulo*

Cover image  
"Seahorse"

By: Marco Gargiulo



# CONTENTS

3 EDITORIAL  
Words: Marino Palla



8 DIVING THE RED SEA BARRIER REEFS...  
Without barriers  
Words: Adriano Penco Pictures: Pierpaolo Peluso

22 DIVING BEAUTIFUL DAUIN MARINE SANCTUARY  
Negros oriental, Philippines with Atlantis Dumaguete  
Words: Marilyn Batt Words: Diana Schmitt, Mike Johnson, Marilyn Batt

36 PORTFOLIO  
Marco Gargiulo



54 LOVELY FIJI  
Words and pictures: Davide Lombroso

74 GLAMOUR IS AN ATTITUDE  
Words and pictures: Massimo Giorgetta



16° MONTHLY CONTEST  
"Marine ambients"



92

BEHIND THE SHOT  
Jan Morton



100

WITHOUT BORDER 2015



108

BEGIN WITH THE END IN MIND  
Road to technical diving (part 3)



118

VARESE CIVIL PROTECTION SCUBA DIVERS  
Words and pictures: Varese Civil Protection  
Scuba Divers



130





# PRINK IS THE EUROPEAN LEADER IN SELLING **INK AND TONER** PRINTER CARTRIDGES.



**2'000** qualified  
sales clercks



**1'000** shops  
in 14 european countries



**10'000** items  
for every printer



**3 millions** costumers  
per year



**prink**



# DIVING THE RED SEA BARRIER REEFS... WITHOUT BARRIERS

WORDS: ADRIANO PENCO  
PICTURES: PIERPAOLO PELUSO





Fascination and love for the sea stimulates more and more fans getting closer to diving sports, whether free diving or with scuba gear.

**Considered as an elite sport since yesterday, today scuba diving is becoming a real mass sport practiced by an increasing number of divers, even physically handicapped.**

Proposing diving through educational agencies, sports associations, or directly from diving centers scattered across the entire planet as a vehicle of communication and coexistence, or as a tool for integration and support to educational processes addressed to traditionally weak segments of audience, allowed the creation of **"diving is for everyone"** slogan!

Paying attention to the differences represents one of the major challenges the world faces to generating a sweeping change process.

Approach bases on the idea that people should have the opportunity to be active and get back to being the protagonist of their own lives.

In common ideology, the sea has always been a symbol of strength and beauty, and practicing **scuba diving represents in the same way one of the most fascinating and unique experiences that the human being can do.**



Diving into the marine world wraps and surrenders you through a truly uncontaminated, colorful, animated and full of life reality. Every piece of the sea turns out to be a treasure chest of wonderful scenarios where fantastic life forms lie.

**The sea belongs to everyone and everyone should be able to enjoy it, either able-bodied or disabled.**

The sea and diving both base their existence on the idea that diving is a recreational activity, achievable by anyone. If mainland makes difficult or even impossible for a disabled person to feel what is like moving freely, to the contrary **into the water everyone may experience the unique and exciting feeling of hovering in the air.**

**The Sheikh Coast Diving Center**, located since 1994 inside the Domina Coral Bay Hotel in Sharm El Sheikh, Red Sea, pledges for knocking down any stereotypes where physical and mental barriers lie on.

The aim of promoting diving activities, intended as the possibility for the individuals to express themselves freely, is only one of the aspects that the Egyptian dive center, under the leadership of its General Manager **Massimo Mazzolini**, wishes to achieve. To all this, we must add the **psychophysical benefits of practicing sports activities and the importance of the group**, experienced as moments of social gathering, union and sharing of common experiences.



Nowadays, a diving holiday is no more prerogative of a few enthusiastic, but is a new, dynamic, fascinating and entertaining way for enjoying leisure time. The Sheikh Coast Diving Centre is universally considered one of the most comfortable diving centers in Sharm el Sheikh, thanks to its private marina, just a few meters from its headquarter. Every day **luxurious boats** leave their mooring from Domina Coral Bay, laying out for the amazing scuba day trips to discover the most beautiful, colored and crawling with marine life coral reefs of the red Sea. The **private marina** exclusivity, in fact, allows guests to board directly from inside the tourist resort, avoiding to divers and their companions boring transfers by buses or shuttles to Sharm's main harbor, together with the never-ending waiting times before boarding.

**The jetty**, a few dozen meters long, connects the boarding point to the dive center headquarter: ideally, the thread joining adventure to certainty. **Comfortably accessible by wheelchair, makes boarding and disembarking easier thanks to the absence of any barriers.**

A couple of years after the accident that still keep me stuck to a wheelchair because of paraplegia, limiting my mobility, I finally returned to the Red Sea: a place I hold dear because it was the first "exotic" sea I discovered, a long time ago.

The **Sheikh Coast staff hospitality** is extraordinary and, certainly, there is no shortage of courtesy, friendship, honesty, competence and professionalism. Headquarter is accessible in every part and stands for comfort and hygiene, cleaning, maintenance and effective environmental integrity.

Staff training is a guarantee of adequate skills and the professional atmosphere stands out at first sight. Given the premises, I think that it will certainly be a fun week's holiday plenty of amazing dives. At the diving center, I met Pierpaolo Peluso, Head of Marketing and Sales Manager of the Sheikh Coast Diving Center.



Behind a sincere smile, he informs me, with great pleasure and a bit of pride, that Domina Coral Bay greeted many disabled divers throughout the years, even groups representing various associations. Pierpaolo explains that disabled divers perfectly integrate in their daily diving tours with other groups of able-bodied divers, thanks to the **long-standing experienced crew** trained to take care of disabled guests and the boats, provided astern with wide areas on deck and roomy platforms close to the water, perfect for jumping and making easier the preparation for diving, as much as entry and exit from the water.

But Pierpaolo has another valuable reason to be so puffed up with satisfaction, which I found out later, when I first set foot on "**Anita**" Pierpaolo revealed me in advance that he set up a boat specifically to accommodate people with disabilities. The bathroom has been extended for about a meter and now has a second door to facilitate entering in a wheelchair. Tables have been moved to one side of the dinette to accommodate wheelchairs during lunch, and ramps will materialize at entrances in case of need. They are still arranging for building a chair granting access to the bow sun deck, but reality exceeded imagination!

With its edges of wood color, the reshaped, bright and clean aft deck with its twenty meters overall length, the Anita is ready to cuddle every day those friends willing to board and explore the amazing dives along the coasts and islands of the Sinai Peninsula.

It is still necessary some help passing from the jetty to the poop deck and from there to overtake a two steps gap before being able to move freely through the deck and the hall.









Pier keep on telling to my ears, like a refrain: "We are ready for everything and especially for everyone". By the end of the week I found out what a pleasant person, a friendly as much as a professional dive buddy he is, and as "sick" as I am of underwater photography.

**Sharm el Sheik** is, without fear of contradiction, one of the most popular destinations for the entire diver's population. The whole world well knows the beauty of the Red Sea. Soft corals of more than a thousand colors, coral reefs reserving encounters with big fishes and schools so dense as to obscure the sun, water of embarrassing transparencies.

Hence, is not a surprise that in Egypt the Red Sea is considered a lively underwater paradise dedicated to Allah. From the Domina Coral Bay Marina, the Anita leaves the dock in the morning to return in the late afternoon after two or three dives and a pleasant lunch of typical local dishes.

In rotation, Anita touches all the sites that made local diving legendary.

Names such as **Thomas and Jackson reef**, in the middle of the **Strait of Tiran**; **Shark and Yolanda reef**, situated in the Ras Mohammed National Marine Park; the **Thistlegorm wreck**, discovered by Commander Cousteau and universally considered a myth among the wrecks around the world.

In addition to the mythical places mentioned above, we cannot fail to mention other dive sites where we dove without fear of being disappointed. Among these, **Far Garden**: Sharm's historical destination where the reef fringes the coast like a kind of lace and is home to coral formations from which colorful soft corals hang.

Then there is Paradise, housing a typical forest of coral pinnacles frequently visited by unusually large groupers. Yet, what about **Ras Nasrani** and its underwater canyon created over thousands of years by the flow of the torrential rains. Like a deep wound in the coral, giant sea fans cover canyon walls, together with an amazing variety of reef fish.

For sure, those who have never visited the Red Sea and its temperate waters shall be astonished by the wealth of flora and marine life within it, but will be alike amazed, as well as I was, about how easy, simple and enjoyable is diving, even as disabled, when the structures accommodating us are friendly!



OCEANICWORLDWIDE.COM/EU

# OMEGA 3

We've turned conformity on its side... again.

A daringly unique design and proof that innovative thinking results in superior solutions.



  
**OCEANIC**  
INNOVATION FIRST



# Everyone is talking about it!

The only solution to approach Philippines market



## 11-13 Sept 2015 DRT Show Philippines

DIVING, RESORT, TRAVEL EXPO

3D Ocean Animation Zone • Kids Zone • Ocean Movie Festival  
Asian Travel Trading Hub • New Product Showcase • Scuba Museum  
Underwater Photo Presentation • Underwater Photo Challenge  
Freediving and Technical Diving Seminar • Marine Conservation Seminar

Like Our Facebook



Like Our Weixin



sales@philippinesdiveexpo.com  
[www.philippinesdiveexpo.com](http://www.philippinesdiveexpo.com)

# It's more fun in the Philippines



## Visit Philippines for More Business Opportunity!



A truly professional and largest Diving Resort Travel Expo in Asia.

DRT Show serve **650 exhibitors**, with total more than **800 booths** a year, and more than **60,000 registered members**.

**100%** Business Platform  
**100%** Business Satisfaction  
**100%** Business Solution

The ONLY Expo in Asia Pacific supported by Philippines Department of Tourism (DOT), Philippines Tourism Promotions Board (TPB) and Tourism Infrastructure And Enterprise Zone Authority (TIEZA)

sales@philippinesdiveexpo.com  
[www.philippinesdiveexpo.com](http://www.philippinesdiveexpo.com)



# DIVING BEAUTIFUL DAUIN MARINE SANCTUARY

NEGROS ORIENTAL, PHILIPPINES  
WITH ATLANTIS DUMAGUETE

Ph. MIKE JOHNSON

WORDS: MARYLIN BATT  
PICTURES: DIANA SCHMITT, MIKE JOHNSON AND MARYLIN BATT





The Dauin Marine Sanctuary is located on the **South-East corner of the Island of Negros Oriental**, about an hour's flight from Manila.

You are met at the airport by hotel staff that take care of your luggage and whisk you on their air conditioned Jeepney, to the lush tropical gardens that the resort lies within.

Atlantis Dumaguete is about diving, up to 5 dives a day, and photography. It has one of the nicest **dedicated photography rooms** I have ever been in. There are 15 stations, with both 120 and 220 volt outlets, fresh towels as needed for your equipment, several compressed air guns to get those last drops of water off your camera equipment, and storage space beneath the bench with plenty of room for two people's equipment boxes as well as a place to sit and plug in your computer.

So if you are a hard core photographer this is a place you would enjoy.

The rooms are nice with all having hot showers and air conditioning, and the meals are excellent.

But the best part is the **dive staff**; all are well trained and excellent.

If you have a particular critter on your bucket list they will help you find it if it exists there. They will all remember your name and what you liked to do when you return next year.

There is also an exceptional spa if you want to unwind after diving or just take a day off.



*Marilyn Batt*





Everyone that I have met that has been to the Philippines once assumes all the muck diving is the same, nothing could be further from the truth. The kinds and **number of critters here are greatly different** than you might find in Anilao, or Puerto Gallera.

**Each place is special** and although there is great overlap in what you might see each is very different and unique. Dauin coast has numerous man made reefs which attract small fragile creatures.

The other very special thing about this area, beyond the wonderful **macro** photography, is that you are about a 30 to 45 minute boat ride from great **wide angle** photography at both **Apo Island** and **Siquijor Islands**.

Both have stunning corals, turtles, walls, large schools of Jacks or other schooling fish, enough to keep the average photographer happy for many dives. However **night** is when some of the most stunning photo opportunities happen, it really comes to life, so don't bypass that last dive, or take one off during the day so you have the energy for night.

There are more crabs, shrimp, bobtailed squid, mantis shrimp, ornate ghost pipe fish, seahorses, mating mandarin fish and octopus that come out to play than you could shake a stick at.



© diana schwitt



Marilyn Batt



© diana schwitt





This is **muck diving** at its best but there are a few things to remember, most creatures are small and very well camouflaged so stay with your dive master who is much more likely to see them than you are. Have your camera set and your strobes ready before you settle in for a photo, and remember there may be others behind you that also want a shot, take a few and if you want more go back to the end of the line. The subjects and the environment are fragile, so try not to be overweighted, don't grab things and above all if you are in a group when leaving a subject don't just kick off and leave sand and silt for everyone else to try and take a photo through; maybe add a small amount of air to your BC and push up with one finger to get up away from the subject. And very gently move away.

© diana schmitt



Marylin Watt



Don't be afraid to take a photo even if you are like me and can't really see what your dive guide is pointing at, you may be really happily surprised when you download it, I know I have been. That coffee bean sized grey thing on the grey rock may turn out to be a stunningly colorful nudie or slug that you just didn't have enough light to see until the strobe flashed. So when you are planning your next macro trip add this to your list to consider.

**Once there you may find the ocean calling you to return again and again.**



*Mike Johnson*



© *diana schmitt*



*Marilyn Batt*





**Easydive**  
DEPTH FOR LIFE

Leo II housing has changed the concept of underwater housings for reflex cameras and, at the same way, Revolution is one of the most interesting news in the world of underwater video and photography.

Made in **Anticorodal anodized aluminium**, Revolution take advantage of its Bridgelux Led developing 3500 lumen to produce a 110° beam at a color temperature of **5600°K**.

Mainly dedicated to video, the light head's powerful **4000 lumen**, and CRI 90 beam may be reduced to Medium (70%) or Low (30%) power settings to fine-tune exposure and extend battery life. Power settings are easily managed through the ergonomic and user-friendly rotating switch at the back of the light head.

Near daylight color temperature ensures the most true, natural tones and the special front lens is studied for revealing all the chromatic range of the seascapes and subjects.

The new **LiFe batteries** (Lithium-Iron, in Italian Litio-Ferro), which do not produce any gas during the re-charging process, made possible to avoid any possible water inflow through the cap or the ventilation valve, making the **new waterproof charging system** another original and innovative mark of Revolution.

#### Specifications:

- Anticorodal anodized aluminium body
- Front lens with Anticorodal aluminium ring and sealing o-ring
- 3Ah LiFe battery pack
- LiFe battery charger
- Color temperature: 5600°K
- Intensity: 4000 lumen Bridgelux Led
- CRI: 90 (color rendering index)



Revolution is designed to be used as primary video lighting for any underwater video, digital still or digital SLR system. A perfectly diffused 110 degree beam provides even coverage from macro or close-up to wide angle photography.

## Revolution 4000



[www.easydive.eu](http://www.easydive.eu)

**Length: 150mm**

**External diameter: 80mm**

**Lens diameter: 45mm**

**Weight: 900gr in air**

**350gr in salt water**

**Burn time:**

**30% - 6 hours**

**70% - 3 hours**

**100% - 1 hour and 20 min**

Maximum depth rating: 100m

On request, deep dive tests up to 200 m

Operating controls:

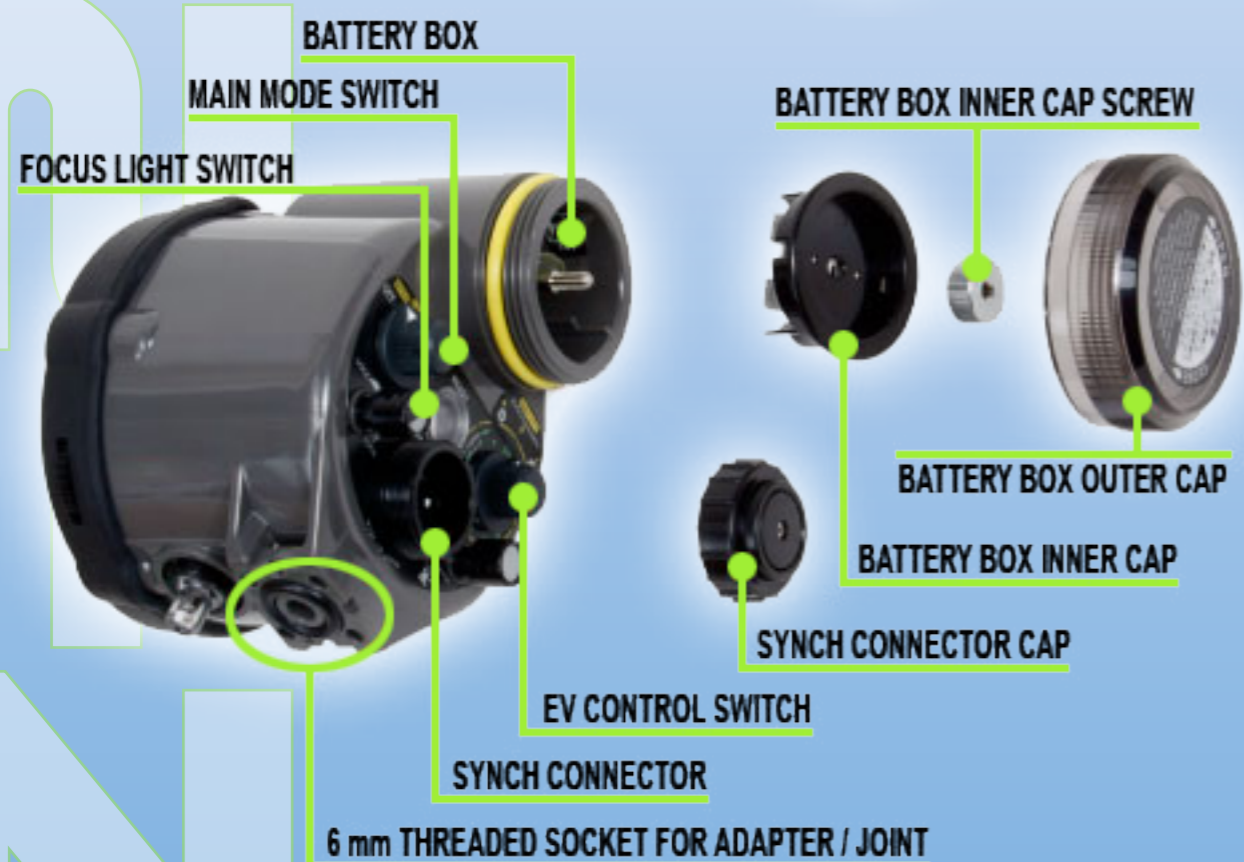

Mechanical rotating on/off switch and power selector

Magnetic without any waterway



# INON

## Ultra Multimode **Z-240** Type4



2 WAY (OPTICAL OR ELECTRICAL) CONNECTION COMPATIBLE  
HIGH PERFORMANCE, MULTIFUNCTIONAL AND HIGH-END STROBE

INON [www.inon.jp/products/strobe/z240/top.html](http://www.inon.jp/products/strobe/z240/top.html)



Seaside Resort in Mabini, Batangas, Philippines next to the famous Anilao Pier. 6 AC rooms with attached bathrooms and 5 fan rooms with shared bathrooms



*"My home away from home"*

*"Diver's dream home"*

*"A place not to be missed.  
A person u ought to know..."*

<https://www.facebook.com/anilaophotohotel> Watsapp: +6016 246 0606 To call: +63918 5955 554





# PORTFOLIO

## Marco Gargiulo





The 47 years old (born 21.05.1968) photographer and marine biologist Marco Gargiulo, shares his passion for the sea with his parents, Enrico and Maria Rosaria, world famous underwater photographers.

Marco begins to scuba dive during the summer of 1974 and since then he hung around the Mediterranean waters, all year round, to capture the secret life of the underwater habitat.

In 2014, he celebrated the 40th anniversary of his first dive.

In 1979, at the age of eleven, together with his brother Arturo, Marco started taking the first underwater photos using a Nikonos II.

He successfully took part in several extemporaneous underwater photo competitions and national and international contests.

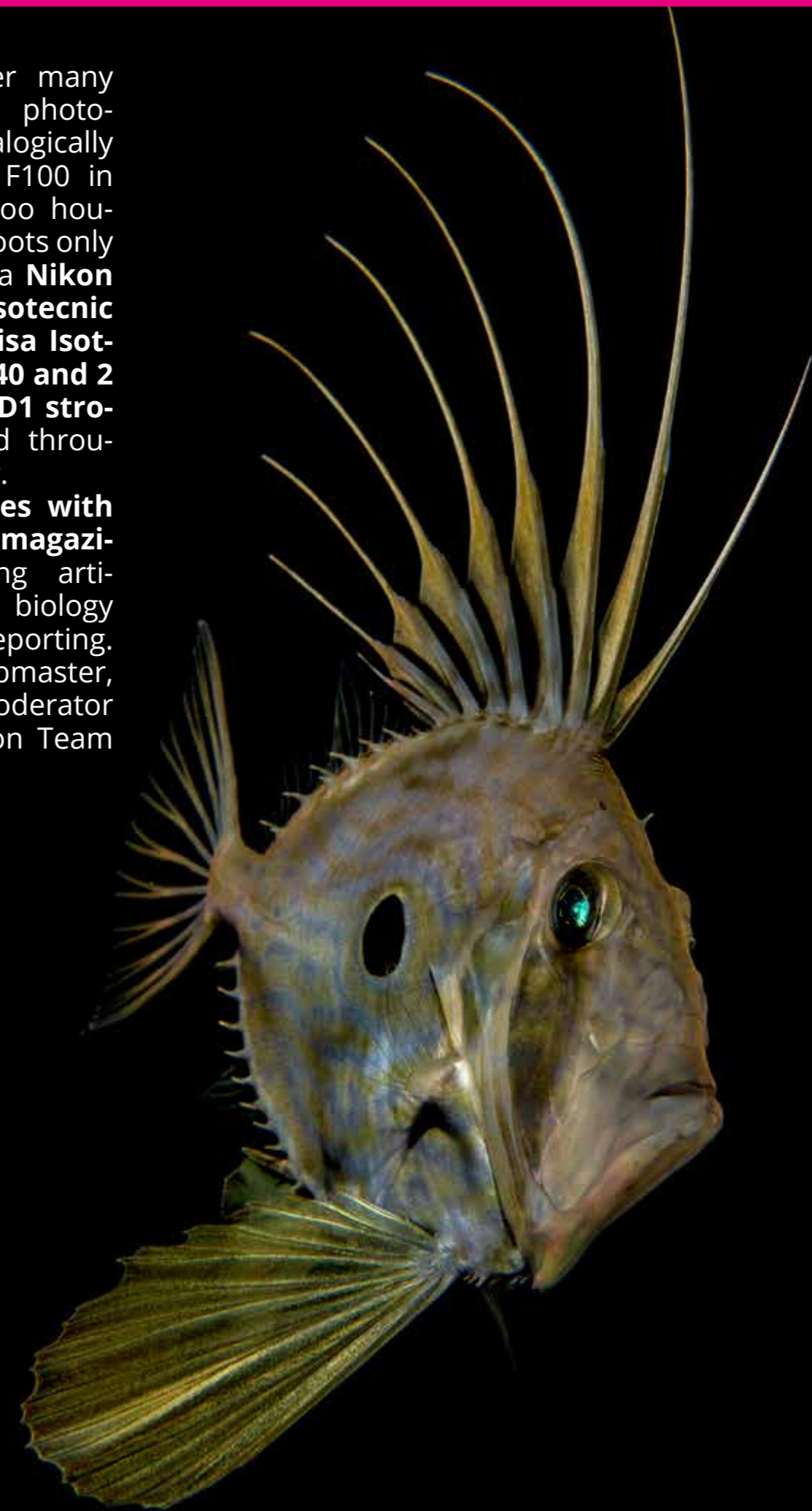
After years of absence, he returned to competitions after founding in 2009, along with other diving friends, the **POSEIDON TEAM ASD**, whose Marco was responsible for the Underwater Photography sector and member of the Executive Council.









Currently, after many years spent photographing analogically with a Nikon F100 in Underwave Igloo housing, Marco shoots only digitally using a **Nikon D800E** in **Isotecnic housing** by **Elisa Isotta**, **2 INON Z240** and **2 Sea & Sea YS-D1 strobes**, controlled through optical fiber. He **collaborates with specialized magazines**, publishing articles in marine biology and travel reporting. He also is webmaster, editor and moderator of the Poseidon Team ASD site.











As soon as he is free from his work commitments and with a little help from the good weather, especially in winter, Marco grows apart in the silence and darkness of the night to dive with his camera, looking for new emotions, together with the beautiful inhabitants of the sea.





### MARCO'S LAST PRIZE RECORD:

30th ITALIAN UNDERWATER PHOTO SAFARI CHAMPIONSHIP 2010 - Portofino

1° Place - Team

1° Place - Absolute

1° Place - Freemaster Cat.

Prize "Best shot" Freemaster Cat.

Prize "Meaningful picture"

31st ITALIAN UNDERWATER PHOTO SAFARI CHAMPIONSHIP 2011 - Sorrento

1° Place - Team

Prize "Meaningful picture"

2° Place - Scuba Master Cat.

Prize "Meaningful picture" - Scuba Master Cat.

ITALIAN DIGITAL UNDERWATER PHOTOGRAPHY CHAMPIONSHIP 2011 - Capraia Island

1° Place - Reflex

Prize "Best shot" - Fishes

UWPHOTO International 2012 - Cayo Largo, CUBA

1° Place - Fishes

1° Place - Thematic Macro

2° Place - Absolute

32nd ITALIAN UNDERWATER PHOTO SAFARI CHAMPIONSHIP 2012 - Porto Cesareo

3° Place - Team

3° Place - Scuba Master Cat.

Prize "Best shot"

Award for the greater number of species photographed

Gold Medal Winner 2012

Macro Not Swimming - Annual Contest on Underwaterphotography.com

Gold Medal Winner 2012

Super Macro - Annual Contest on Underwaterphotography.com

Bronze Medal Winner 2012

Topside (marine related) - Annual Contest on Underwaterphotography.com

2014 WORLD CHAMPION - Annual Contest Underwaterphotography.com

Gold Medal Winner 2014

Macro Close-Up - Annual Contest on Underwaterphotography.com

Bronze Medal Winner 2014

Macro Supermacro - Annual Contest on Underwaterphotography.com



The most popular professional diving magazine  
in Chinese region and Asia Pacific!

中国及亚太地区最多潜水中心及潜水教练订阅的专业潜水杂志



**NEW**  
No 1 in Asia!



Sign up to our official WeChat(ezdivemag)  
through QR Code scanning  
扫描即可关注EZDIVE杂志官方微信



Sign up to our official Weibo(DRT Show)  
through QR Code scanning  
扫描即可关注中国国际潜水暨度假观光展官方微博

[www.ezdivemag.com](http://www.ezdivemag.com)

 Dive Philippines

# 3<sup>rd</sup> Anilao Underwater Photo Competition Festival

Anilao, Mabini, Batangas | November 25-29, 2015



Humpback Shrimp  
Photo by: Dennis Corpuz

For more information, please contact:

Philippine Department of Tourism  
Dive-Market Development Group (Dive-MDG)  
Email add: [phdiveteam@gmail.com](mailto:phdiveteam@gmail.com)



# Fotosub Shop

Fotosub Shop offers to its customers only the best underwater photography equipment since 2009. ALL THE MAJOR INTERNATIONAL BRANDS such as Nauticam, Inon, Sea & Sea, Reefnet, ULCS, GATES, Retra, etc. are available.

Via Milano 15 - 00065 Fiano Romano (RM)

Tel. 3939517299

<http://www.fotosub-shop.it>

e-mail: [info@fotosub-shop.it](mailto:info@fotosub-shop.it)

## FIXneo

UNDERWATER VIDEO & PHOTO LIGHTS



# INON

2 way (optical or electrical) connection compatible.

High performance, multifunctional and high-end STROBE



Ultra multimode  
**Z-240** type4



## KELDAN

Advanced Lighting Technology



## na-RX100 II

SONY RX-100 II HOUSING



## na-G7X

CANON G7K HOUSING

## na-G16

CANON G16 HOUSING



## Fotosub Shop

**THE ITALIAN EXCELLENCE**  
in underwater photography

Pre and after sales **REFERENCE SERVICE**  
Quick and accurate **CUSTOMER CARE**  
Competitive prices



# Liveaboard Trip Tiger Beach 2015 Bahamas



Come join us on Tiger Beach for the Tiger Shark Diving adventure of a lifetime.

These unique sail liveaboard trips are being run exclusively for shark enthusiasts and photographers.

Tiger Beach in the Bahamas offers the opportunity to dive with tiger sharks, lemon sharks, nurse sharks, caribbean reef sharks and great hammerheads on an exclusive liveaboard expedition. We are taking out small groups, so space is limited to a maximum of 6 people.

**Location:** Tiger Beach,  
(Grand Bahama) Bahamas

**Dates:**

**Nov 15 - Nov 21 2015**

**Nov 27 - Dec 02 2015**

**Price \$ 3100** per person sharing

**Included:**

**7 nights** accommodation aboard a  
Catamaran sail yacht with 4 ensuite  
cabins

**5 days Diving** with sharks ,all  
meals ,soft drinks.tanks,weight

**NOT Included:**

Airport and Island Transfers

Crew tips

Airfare

Alcoholic drinks

**Itinerary:**

**Day 1:** Arrival in Freeport, (morning,  
mid day, and afternoon flight options)  
Grand Bahama, meeting place Old Ba-  
hama Bay Resort and Marina, night one  
spent in harbour.

**Day 2:** Diving Tiger Beach

**Day 3:** Diving Tiger Beach

**Day 4:** Diving Tiger Beach,

**Day 5:** Diving Tiger Beach

**Day 6:** Diving Tiger Beach AM, sail back  
to Bahama Bay Resort and Marina,  
spend final night in port.

**Day 7:** Fly out from Freeport. (morning  
flights are the best options to ensure  
better flight connection possibilities)



For more details contact us today: [bluerush@me.com](mailto:bluerush@me.com)



©bluerushexpeditions





# LOVELY FIJI



WORDS and PICTURES  
DAVIDE LOMBROSO



You really need short time to realize, with a bit of satisfaction, of how useless is to have a watch in Fiji ..... Here, time is not important and, above all, it is not a tyrant like in Italy.

The Fijians joke with tourists and they call peaceful flow Fiji time, synonymous of "with no hurry" as the time which goes by has to be enjoyed with serenity. A funny and quite unusual habit for us which ends up in sucking you into the depths of idleness which expands more and more, for every dawn that rises from the ocean between the wind that is channelled through the leaves of palm trees, for every sincere laughter of a Fijian child when they play on the beach and to the thousands of "bula" here that the locals will really appeal to the heart, at every meeting.



From our bungalow, at the Blue Lagoon Resort, with direct access to the sea we can admire the beautiful beach with all the features in order to make you fall in love with these distant seas coveted by many as a symbol of flight and new lives to be reinvented.

The sand is white and thin while the more intense blues gives colour to the ocean. Life on the island runs nicely and relaxed making you forget the stress and the hurry left in Italy.

In its waters, explored in depth all day, I was treated to an unprecedented variety of beautiful corals and tropical fish of a thousand colours.



Landed at Nadi from Australia, the journey to our destination - Nacula in the Yasawa Islands - foresees about 5 hours of fast catamaran which we gladly change on our way back with a comfortable and faster 40 mins flight by seaplane.





A bank of the long procession of palms crown the perimeter of the island; palms, from time to time, make a gift of fresh coconuts and sweet nectar to drink: an irresistible feeling.

The sun is dying on the horizon in the sky burned red in the waves that, far from shore, crashing against the reef, originates a sunset from the minutes counted, a show that here in the tropics is consumed too quickly.

Diving into this sea warm and colourful gives good feelings between reef sharks, manta rays, eagle rays, soft corals from the varied shades and of course the ever colourful fish barrier in their chase continuous. The water temperature, about 29 °, is ideal companion in adventure.

Unfortunately the visibility is not the best due to the disaster recently caused by the hurricane to the close






Vanuatu Islands.

Nevertheless diving is still pleasant. The local Diving Centre Padi is reliable and professional. The staffs always offer different diving sites and different conformation, in accordance to levels of preparation of each diver.

I'm lucky to make all dives in company of an instructor Padi underwater photography enthusiast, who supports me in discovering the underwater wonders.

It still comes the time of having to greet this paradise, before facing the







last sunset that ignites the southern sky, tonight I retrace the lovely days passed happily to which look back with yearn. I'm anyway happy and certain that in the near future I will start thinking about the next trip .....







Haybols Scuba Hub is a homey, comfortably furnished, bed & breakfast inn that offers scuba diving courses, rentals and services.

Bauan-Mabini Road Anilao, Batangas, Philippines  
+63 917 856 6887

[www.facebook.com/HaybolsScubaHub](http://www.facebook.com/HaybolsScubaHub)

### Package A (3Days / 2Nights) \$380 per person

- Airport transfers
- Welcome drink
- Fully carpeted Air conditioned room (twin share)
- Hot & Cold shower
- Full board meals
- 6 Boat dives
- Tanks, Weights & Weight belt
- Dive master services



### Package B (4Days / 3Nights) \$425 per person

- Airport transfers
- Welcome drink
- Fully carpeted Air conditioned room (twin share)
- Hot & Cold shower
- Full board meals
- 8 Boat dives
- Tanks, Weights & Weight belt
- Dive master services



### Package C (5Days / 4Nights) \$530 per person

- Airport transfers
- Welcome drink
- Fully carpeted Air conditioned room (twin share)
- Hot & Cold shower
- Full board meals
- 10 Boat dives
- Tanks, Weights & Weight belt
- Dive master services



*\*\* All packages for minimum of four (4) persons  
Dive gears available for rent  
Exclusive of Dive pass @ \$5 per person per day*






# THE MENJANGAN

west bali national park



*Discover  
the other side  
of Bali*



The Menjangan's elegant accommodation, delicious cuisine and exciting nature-inspired activities combine to offer guests a unique and revitalizing holiday experience.

# THE MENJANGAN

west bali national park

The Menjangan offers you a unique chance to experience the natural treasures within the Bali Barat National Park. Experience the magic location kayaking through our secret mangrove maze, diving or snorkeling in one of the most beautiful coral reefs in Bali or venture through the forest on horseback. Warmth and hospitality make The Menjangan the first choice for an adventure in Bali.

## ACCOMMODATION

- Monsoon Lodge: 14 deluxe rooms (50 sqm) and 2 Suites (75 sqm)
- Sentigi Beach: 7 one bedroom beach front villas (105 sqm)
- The Menjangan Residence: 3 bedrooms private state (1,000 sqm)

## GUEST ROOM FACILITIES

Bathroom amenities and handmade soap selection, in-room safe, complimentary WIFI internet connection, minibar, coffee & tea making facilities, LCD TV, Media center

## FOOD AND BEVERAGE

BALI TOWER Restaurant serves Mediterranean and Indonesian Cuisine, open daily from 7am to 23pm.

PANTAI Restaurant, located at Sentigi beach, specializes in seafood and BBQ using fresh local seafood. Opens from 7 am to 23 pm.

AZUR Lounge, a casual outdoor space with bean bags and day beds scattered on the beach, chill out music and candles after dark, complements Pantai Restaurant. Opens from 11 am to 23 pm (depending on weather conditions).

Personalized meals, private BBQ's and Candle light dinners can be arranged by our culinary team either by the beach, at the Bali Tower or in the privacy of your own villa.

## MANGROVE SPA

3 spa treatment gazebos nestled within the Mangrove forest with private verandah's, where guests can enjoy different treatments or simply a tea while enjoying stunning views of the bay. The Mangrove Spa provides a selection of body treatments influenced by Balinese healing rituals using natural products. Indulge your body with a Balinese treatment in the secret mangrove maze...

## OTHER FACILITIES

Main swimming pool and hot tub at Monsoon Lodge, dive shop.

## ACTIVITIES

Environmentally friendly activities and programs such as horseback riding, diving (operated by Blue Season Bali), snorkeling, trekking, biking trips, bird watching, night fauna walks and programs, kayaking, cooking classes and an endemic tree planting program.



Jalan Raya Gilimanuk, Singaraja Km. 17,  
Buleleng 81155, Bali - Indonesia  
Tel: +62 362 94700, Fax: +62 362 94708  
Email: bliss@themenjangan.com www.themenjangan.com

TheMenjangan The\_Menjangan

a member of  
**lifestyle**retreats  
www.lifestyleretreats.com  
 lifestyleretreats

Jalan Raya Gilimanuk, Singaraja Km. 17,  
Buleleng 81155, Bali - Indonesia  
Tel: +62 362 94700, Fax: +62 362 94708  
Email: bliss@themenjangan.com www.themenjangan.com  
 TheMenjangan The\_Menjangan

a member of  
**lifestyle**retreats  
www.lifestyleretreats.com  
 lifestyleretreats





We are located exactly 74 km far from Trieste, near the small town of Kantrida, which is about 5 to 6 km before downtown Rijeka. Our Diving Centre is right under the swimming pools area, directly in front of the open beach. On one side, we are overlooked by Mount Major (Ucka) and on the other, we face the beautiful islands of Krk and Cherso: in brief, we are right inside the Kvarnaro Gulf. Our flagship is **wreck diving** by boat: three wrecks situated at different depths, each one no farther than maximum 20 minutes boat ride. And there's more! Our shore dives directly from our Center's beach offer an easy and colorful training ground for any kind of diving courses. Finally yet importantly, our diamond tip dedicated to **macro photography** lovers: a wide variety of critters to increase the pleasure of diving.

**From our beach, with our boat...  
...come with us and enjoy your dive!**



Kvarner  
RIJEKA



[www.diving-marcopolo.com](http://www.diving-marcopolo.com)



# NEAPOLIS

INTERNATIONAL CONTEST OF UNDERWATER PHOTOGRAPHY

Association Neapolis organizes the second edition of the international photo contest "NEAPOLIS International Underwater Photocontest", under the patronage of the Tourism and Culture Department of the City of Naples. A photographic exhibition of the competition winning works will be set up from 30 October to 10 November inside the Casina Pompeiana halls.

sections (Macro, Wide angle and Biological) and Other Seas.

DEADLINE FOR SUBMISSION OF WORKS Monday, September 21, 2015 H 24.00 local time

Jury:

President: Enzo Troisi

Members: David Salvatori, Guido Villani, Pasquale Vassallo

Among all pictures made in the Mediterranean, the jury will select the worthiest photo as the "MEDITERRANEAN BEST OF THE SHOW 2015", whose author will receive a prize of € 500.00.

Info:

[www.neapolis-photocontest.it](http://www.neapolis-photocontest.it)

[info@neapolis-photocontest.it](mailto:info@neapolis-photocontest.it)



The competition aims to raise awareness among a wider public of the excellent results achieved by underwater photographers, with the purpose of raising the profile of the important contribution offered by this activity to the culture, promotion and protection of the sea.

The competition is open to all underwater photographers, divided into two groups: NOVICES and ADVANCED

Novices will present a portfolio consisting in three free topic images; Advanced will compete in two categories: Mediterranean, divided into three





# NEAPOLIS

INTERNATIONAL CONTEST OF UNDERWATER PHOTOGRAPHY





# GLAMOUR IS AN ATTITUDE



NOT ONLY UWP

WORDS AND PICTURES:  
MASSIMO GIORGETTA





My name is Massimo Giorgetta, nickname 'Max', born in Latina (Italy) in 1961.

Photography is a family tradition: my father was a wedding photographer and I continued his work.

I obtained the Master's specialization in Glamour photography in 1984.

In the meantime, I started diving and became an SSI instructor in 1992. Together with my brother, I opened the Latina Diving Center.











I began with underwater photography in 1996, using a Nikonos V, with the only aim of bringing home memories of my beautiful travel in the world's most amazing diving sites.

In 2009, a friend of mine suggested me, in jest, to take part in an underwater photography contest. I took him in words, and the first results came... followed by other international awards.

At the same time, I gained some satisfaction from glamor photography through international awards, mainly from overseas, exhibitions and publications on prestigious magazines.


I carry out my Master activity organizing workshops regularly, especially in Rome, with the participation of amateur photographers from all over Italy.

Please follow my work and my photographs by visiting my Facebook page Max Giorgetta and my personal website

[www.maxgiorgetta.it](http://www.maxgiorgetta.it)









*Buddy Dive Resort*

*Bonaire, Netherlands*

# *Underwater Photography Expedition*

*October 3-10, 2015*

*Join international award-winning photographers:*

*TIM NEUMANN and BETH WATSON for an EXTREME HANDS - ON WORKSHOP*



*Tim & Beth will be in the water engaging in one-on-one mentoring, helping with strobe positioning, camera settings and teaching beginning to advanced techniques. Learn valuable information about composition, lighting, camera gear and image editing using LIGHTROOM & PHOTOSHOP. All cameras and level of photographers are welcome, those with "Point & Shoot" to "DSLR"*

*Check out [www.softlitestudios.com](http://www.softlitestudios.com) and [www.bethwatsonimages.com](http://www.bethwatsonimages.com) to see Tim & Beth's work and find out more about the workshop.*

*To make a reservation contact **Amy Garrow** at:*

**Caradonna Dive Adventures**

**+1 (800) 328-2288 ext. 160**

**e-mail: [amy@caradonna.com](mailto:amy@caradonna.com)**

**\$1,999 pp., 2 bedroom quad**

**\$2,299 pp., 1 bedroom dbl**



[www.softlitestudios.com](http://www.softlitestudios.com)

[tdneumann@softlitesstudios.com](mailto:tdneumann@softlitesstudios.com)

[www.facebook.com/TimothyDNeumann](http://www.facebook.com/TimothyDNeumann)

1-614-312-0655



[www.bethwatsonimages.com](http://www.bethwatsonimages.com)

[bethwatsonimages@gmail.com](mailto:bethwatsonimages@gmail.com)

[www.facebook.com/bethbwatson](http://www.facebook.com/bethbwatson)

1-573-247-0462





# BINTANG DIVERS

BALI SCUBA DIVING SPECIALTY CENTER



## Pakel's Bali Villas



Enjoy your dreams

[www.bintangdivers.com](http://www.bintangdivers.com)

Jalan Amed, Abang, Bali, Indonesia

Address: Jl.Siligita No. 21, Nusa Dua, 80363, Indonesia Phone:+62 361 8762000



TECHNICAL  
WORKSHOP  
PHILIPPINES-2015

# The Luminance and ZEN Cinematography Experience

Zen Cinematography  
7th, 8th & 9th Sept. 2015

Art of Luminance  
8th, 9th & 10th Sept. 2015

SHOOT WITH INON SYSTEM

ANILAO  
PHILIPPINES  
SEPTEMBER  
2015

*Mayumi*  
Resort

SPONSORED  
BY INON  
THE OFFICIAL  
LIGHT  
SUPPLIER  
OF LUMINANCE

**INON**





This September, in Anilao Philippines, a **WORKSHOP** will take place like none other before. The collaboration of 2 specialized marine artists, Zul Ng and Charlie Fasano, to personally instruct and teach their professional craft to the lucky participants for 3 days.

*Mayumi  
Resort*

ANILAO  
PHILIPPINES  
SEPTEMBER  
2015



**ZUL NG**, the pioneer of Luminance photography, will teach the participant how to achieve his modern art style of Luminance. This contemporary style of underwater photography uses variances of colored lights to achieve an abstract look of vibrance never before performed in marine imaging.



The **LUMINANCE WORKSHOP** will concentrate on the colors and lighting systems utilized, along with application and effect.

The **ZEN CINEMATOGRAPHY WORKSHOP** discusses the technique in mastering basic skills, variable lighting positions, and the importance of video editing proficiency.



**CHARLIE FASANO**, an award winning underwater cinematographer, will teach the importance of mastering basic skills to achieve the proper method of underwater storytelling. Using techniques associated with zen, he has mastered the form of properly being in the element and with the subject to form a singularity of all aspects associated with the story.



In-water practice for both workshops is mandatory and assessments of the final work is performed by both Zul and Charlie.

All images from both workshops will be presented at the Dive Resort Travel Expo in Manila in September.

The workshops are held at the beautiful **MAYUMI DIVE RESORT** directly on the shoreline of Mabini.

All scuba and class facilities are on premises so more personal time can be spent with the instructors.

**SPONSORED BY INON** the official light supplier of Luminance.



**16° SCUBA SHOOTERS .net MONTHLY CONTEST:**  
**“MARINE AMBIENT”**

MONTHLY CONTEST



FIRST PLACE  
**JAN MORTON**  
*"The fate of sharks"*






SECOND PLACE  
SVEN HEWECKER *"Red Sea aquarium"*



THIRD PLACE  
MAURO MAINARDI *"The beauty"*

FOURTH PLACE  
MATTEO VISCONTI  
*"Marble ray"*



FIFTH PLACE  
CLAUDIO GIULIANINI  
*"Glassfishes"*

SIXTH PLACE  
ANDREY SHPATAK  
*"Compass jellyfish"*







*We don't tell tales... We will let you live them*

Sheikh Coast Diving Center is inside the Domina Coral Bay Resort in Sharm el Sheikh since 1994 and is considered the most comfortable Diving Center in Sharm El Sheikh thanks to the private harbor which is only few meters from the diving center from which our boats depart every day for fantastic excursions to discover the most beautiful coral reefs of the Red Sea including the atolls of Tiran and the Ras Mohammed marine park avoiding waiting times at the main port of Sharm and bus transfers.

Sheikh Coast Staff undertakes to always give all its guests courtesy, friendship, honesty, competence and professionalism. Sheikhcoast Diving Center offers courses at all levels, from beginners to professionals, all specialties and this year became one of the most sought for technical diving as well as the reference point for divers with disabilities.



*Higiene - Cleanliness - Environmental Integrity efficiency and high quality of services - Adequate training in a professional and funny enviroment*

*Best quality / price ratio*



*Take home your best memories*



*The only Diving Center in Sharm with Private Marina*





**AEROTECNICA COLTRI  
ALLOWS  
TO INVEST  
IN FULL AUTONOMY**



**MCH-6 SR  
6.0 HP PORTABLE COMPRESSOR**

DRIVEN BY \_\_\_\_\_ SUBARU PETROL ENGINE  
 CHARGE RATE \_\_\_\_\_ 100 L/min - 6 m<sup>3</sup>/h  
 FILLING TIME CYLINDER  
 10 L 0-200 bar \_\_\_\_\_ 20 min  
 WORKING PRESSURE \_\_\_\_\_ 200 - 225 - 300 - 330 bar  
 NET POWER \_\_\_\_\_ 6,5 HP  
 DIMENSIONS \_\_\_\_\_ HEIGHT 35 cm, WIDTH 78 cm  
 DEPTH 32 cm  
 DRY WEIGHT \_\_\_\_\_ 37 Kg  
 NOISE POWER LEVEL \_\_\_\_\_ 100,5 dB (LWA)  
 FILTRATION \_\_\_\_\_ ACTIVATED CARBON  
 AND MOLECULAR SIEVE CARTRIDGE  
 INTERSTAGE COOLER  
 AND AFTERCOOLER \_\_\_\_\_ STAINLESS STEEL



**AEROTECNICA COLTRI® S.p.A.**  
 via dei Colli Storici 177 25010 San Martino della Battaglia - Brescia - ITALY  
 Tel: +39.030.99.103.01 +39.030.99.102.97 Fax: +39.030.99.10.283  
 www.aerotecnicacoltri.it



FOLLOW ME



*Siren Fleet*

**UP TO  
20% OFF**  
 From June to  
September 2013



**Affordable luxury  
liveboard diving in  
Indonesia • Philippines  
Palau • Fiji**



deluxe en-suite cabins, outdoor dining &  
plush lounges, spacious dive deck, camera station

Contact us for further information  
[info@sirenfleet.com](mailto:info@sirenfleet.com) [www.sirenfleet.com](http://www.sirenfleet.com)

Brought to you by Worldwide Dive and Sail,  
 owners and operators of the Siren Fleet,  
**Master Liveboards** is the new fleet of choice for  
 diving the world's most exciting destinations.  
 First on the list: Galapagos, Truk and French Polynesia.



[bookings@masterliveboards.com](mailto:bookings@masterliveboards.com)  
[www.masterliveboards.com](http://www.masterliveboards.com)

**Master  
Liveboards**



**The Junk**  
 June Hong Chian Lee



Experience the Similan and  
 Surin Islands of Thailand  
 on board a restored teak wood  
 Chinese merchant vessel!  
 Dive into the Past....



[thailand@wwdas.com](mailto:thailand@wwdas.com)  
[www.thejunk.com](http://www.thejunk.com)



## Behind the shot: JAN MORTON

### The Fate of Sharks

Captured on my Olympus OMD E-M1 system housed in a Nauticam Housing and using a Panasonic 8mm Fisheye lens.

The Fate of Sharks image was captured in an open water Blue Hole in the Bahamas where these Atlantic Sharpnose Sharks aggregate for mating during late June thru mid July. With low light and some particles I found that my strobes were not helping as the timid sharks kept their distance. I switched my settings over to ISO 400 F3.5 and a shutter speed of 1/100sec in order to capture images using only the am-



bient light which was making it's way down to the 40 meter depth. The sharks would dart in and out towards and away from me, coming closer when I was not exhaling. I snapped this shot just after my bubbles sent the sharks into a retreat towards the walls of the hole. Using Lightroom 5 I edited the RAW photo to a Black and White format in order to create a more dramatic result. With the sharks being a smaller species it gives the photo a great depth and using the 8mm Fisheye focused to my fin it allowed for an amazing depth of field.





## *Abyss: City of Venice 2015*

The International Competition of Underwater Photography "Abyss-City of Venice" is now in its eighth edition and also this time will be hosted by the Natural History Museum of Venice. During the previous seven editions around 300 underwater photographers from around the world joined the contest (United States, Indonesia, France, England, Germany, Greece, Hong Kong, Turkey, Norway, Italy, Slovenia, Croatia and other countries) presenting more than 2,500 photographs and more than 25,000 visitors appreciated the exhibition of the winning photos. As every year, some categories will be dedicated to the museum that will use the images for purposes of research and enrichment of his archive. The competition of Venice opens the winter season of the competitions of underwater photography in Italy and many of the winning photos in Venice have subse-



quently been awarded in many of the most important competition in the world and that means that the work of the jurors has always been of the highest professional level. Abyss-City of Venice has been honored three times with the Top Award at dell'EUDI Show in Milan and Bologna in 2012, 2013 and 2014.





Media partners of the event are Scubaportal, the most important National Portal of diving, Scubashooters, first international portal of underwater photography in Italy, and the magazine Lagunamare, and it is sponsored by the City of Venice, the Veneto Region and the Foundation of the Civic Museums. The winning images of previous editions were often exhibited at fairs and events related to diving or to the sea as the European Diving Show, Genoa Boat Show, America's Cup. The competition is organized by the cultural association Abyss-UnderWaterPhotoVenice, Argo Group of Archeological Research and Sub San Marco . Registrations will begin in June and the deadline for delivery of the images

will be on September 20. Also this year there will be rich rewards offered by manufacturers of diving equipment and the most famous glass factories of Murano. For further information contact

[info@underwaterphoto-venice.it](mailto:info@underwaterphoto-venice.it).





# PADI DIVE DAY BAIA - POZZUOLI

Dive with PADI

You can have a wonderful day with  
your friends and PADI staff in Baia  
(Pozzuoli).

- Dive on the wonderful  
Archaeological Park of the  
underwater town of Baiae and  
at Ischia, Procida and Nisida islands
- PADI gadgets for every participants
- Selfie Contest, with prizes given by our  
technical partner
- A lot of party and fun

For info and booking:

Centro Sub Campi Flegrei

T: +39 329 2155239

+39 081 8531563

E: [info@centrosubcampiflegrei.it](mailto:info@centrosubcampiflegrei.it)



3 October 2015



## INDONESIA - BALI DIVING SAFARI

### BALI – THE ISLAND OF GODS WHERE HAPPINESS GROWS

Terraces of rice fields, an incredible underwater world, Hindu temples, dance legong, romantic sunsets and warm people are just some of the fascinating aspects of a trip to Bali. The dive sites are various and all offer incredible emotions to divers of all levels.

For this reason, Blue Space offers a diving safari by land, through some of the most interesting diving areas of the island: from the quiet sheltered coves that are home to scorpion fish, octopus and sea slugs to diving in strong currents with sharks, manta rays and mola mola.

Among the most popular places are **Tulamben** where, due to the waters rich in plankton, we find an amazing underwater ecosystem, then the picturesque bays of **Amed** that offer easy access and **Secret Bay** perfect for macro photography with nudibranchs, mandarin fishes, pygmy sea-horses, pipefishes, scorpion fishes, frog fishes and eels. Finally **Menjangan**, a small island known for the sheer cliffs, up to 60 meters deep, rich in ravines and caves completely covered with gorgonians. **Bali** is also the ideal place to come to terms with the unconscious, create a healthy inner balance. A yoga class, a massage with rambutan oil or a lesson with a local cook, you can really learn to be happy forever!

**7 NIGHTS SAFARI** half board, from € 1.140,00 in low season, including 14 dives (one night dive included). Scheduled flights from Milan, Rome or from the most important airports in Europe or Middle East.

**ZEN RESORT PACKAGES** If you are looking for a relaxing holiday which include, in addition to diving, a beautiful spa and daily yoga classes.



[www.bluespace.it](http://www.bluespace.it) - [info@bluespace.it](mailto:info@bluespace.it) - ph. +39-0173-253013



# WITHOUT BORDER 2015

Our three days in Sarajevo have flown by and it's already time to leave. Tiziana and I arrived at the airport unusually early, therefore, over a cup of coffee and a croissant, we think back on....

Two Italian photographers are to win the important international contest "Underwater photography competition without borders Sarajevo-Bosna and Herzegovina": for the SLR category is Tiziana Dalla Zanna, who overtakes the Austrian Heinz Toperczer and Italian Fabio Iardino, for the compact category is Virginia Salzedo, imposing herself before the Bosnian Adnan Drnda and the Serbian Jovan Petrovski.



Museum facade

Winners group



The competition categories were four, each one divided into compact and reflex cameras: wide angle, macro, fish - crustacean & mollusks, fresh waters. Bosnia Herzegovina's photographers had a section of the competition set aside for them, for pictures taken in the depths of the former Yugoslavia.

The awards ceremony took place in a prestigious location, the halls of the Academy of Fine Arts in Sarajevo, hosting the exhibition of all the photos of the top three winners for each category. Remarkable participation from the audience, counting the presence of almost every award-winning photographer.



Prizes table



Virginia Salzedo, Tiziana Dalla Zanna and Croatian juror Branislav Dane Danevski



Photographer Heinz Toperczer in front of his picture, judged as the Best of show



## The best of show picture



We were very impressed by the "fresh waters" category among the four of them, because of the spectacular winning shots. The beautiful picture taken by Austrian Heinz Toperczer in the Green Lake, an Austrian lake well known for its clear waters, has deservedly won the title of "best of show".

Winner of the "fresh water" compact category is the Bosnian Adnan Drnda, with a picture of a tulip reflected in water. To point out the peculiarity of the image by the Serbian Jovan Petrovski, runner-up in the same category, skillfully portraying the head of a *Natrix*, a reptile living in European fresh waters, reflected on the surface.



1st place picture, compact cameras  
fresh water category



*Natrix tassellata* picture, 2nd place  
compact cameras fresh water category

Also remarkable, the beautiful picture taken on a wreck in Eilat by the Bulgarian Plamena Mileva, first place in the wide-angle reflex category.

Worthy of note is the macro picture, first place in the SLR category, taken by the Italian Tiziana Dalla Zanna in Nuweiba (Red Sea). Using an artisanal snoot, Tiziana enlightened only a portion of the crinoid.

1st place picture, macro  
reflex cameras cat.





Perfect organization of the competition, attended by 156 photographers from 17 different countries.

After the award ceremony at the academy, celebrations went on at a typical place in Sarajevo.

A modern dance performance animated the convivial banquet and, later, several maxi screen projected all the winning photos.

The Sarajevo city tour, offered by the organization, was very interesting and allowed us discovering the many faces of a beautiful city, where people professing four religions (Catholics, Muslims, Jews and Orthodox) live side by side. In Sarajevo, the memory of a terrible war, lasted four long years, is still alive in people's faces. Despite the 20 years passed since the end of the war, buildings' facades still show visible signs of the exploded grenades; everlasting memory of a terrible conflict that everyone hopes never happen again.

## WORDS AND PICTURES

VIRGINIA SALZEDO & TIZIANA DALLA ZANNA

### TIZIANA DALLA ZANNA

Born in 1962 in Aosta, Tiziana Dalla Zanna lives and resides in Nus.

She is passionate about naturalistic photography, with a particular eye to the macro.

Her pictures, which she likes calling "the mirror of the soul", obtained awards and victories in several photo competitions nationally and internationally.

Her favorite set is obviously the Valle d'Aosta, but Tiziana (Tizzy) also stands for the excellent quality of her underwater photos, taken in the Mediterranean Sea, the Indian Ocean, the Pacific Ocean and the Atlantic.





## VIRGINIA SALZEDO


I was born in Trento, a city in the middle of the Dolomites, where I currently live. Nevertheless, as soon as I can I flee to Salento, Puglia, to breathe the scent of the sea.

I obtained my first diving license in 1995, and to me it was sudden love: down there, I can feel a sense of unique harmony.

I got passionate about underwater photography initially as self-taught, reading some manuals. In 2012, I attended a Cmas specialty course at the Bolzano Sub association, which led me to federal competitions.

I love to photograph everything that lives in the water, trying to give a soul and a personal interpretation of the wonderful creatures I meet.

Presently, I shoot using a Canon G 16 with Isotecnic housing, two additional lenses macro Subsee +10 and +5, two flashes Sea & Sea DI and a fisheye lens.





"You come as a guest but leave as a friend"



With our **friendly, personal and professional approach** come and enjoy warm **Bedouin hospitality** in a relaxed setting with stunning views of Tiran island. **Sharks Bay Umbi** is a picturesque bay with everything on site - its own **private jetty, dive centre, boats, restaurant, Bedouin cafe** and **3 types of accommodation** -

making it **the perfect resort for your next holiday.** Unique in the area, Sharks Bay Umbi manages to retain a friendly village feel whilst still being only ten minutes from the bright lights of Sharm El Sheikh. Sharm residents describe the bay as having **the feel of how Sharm used to be before the arrival of large scale tourism.**

### Accommodation

Sharks Bay Umbi offers traditional Bedouin style and hospitality alongside modern facilities. We have three types of accommodation to fit every budget: Bedouin Village Rooms, Beach Cabins and View Huts.

### Contacts

[info@sharksbay.com](mailto:info@sharksbay.com)  
[www.sharksbay.com](http://www.sharksbay.com)



**25% off Accommodation**  
(bed and breakfast)

**10% off Liveaboards**

**20% off Daily diving**

**10% off PADI and SSI courses**

**ScubaShooters Special Offers**

**Free Nitrox** to qualified divers - **Free airport transfers** for hotel guests

Discounts apply for all bookings made before the end of 2015 - T&Cs apply  
To redeem these very special offers please **quote 'CLICK2015'** at the time of booking







## BEGIN WITH THE END IN MIND

Road to technical diving (part 3)



In this third part things are getting more serious. This is where the actual courses start: with the Intro to Tech / Fundamentals. This basic training is intended for everyone who wants to step into the world of technical diving. Regardless of what religion you are (PADI, NAUI, GUE, SSI, NOB), dive-master, instructor or even course director, this program is the first step and you simply can not go any further if you have not completed it with a Tech-rating.

As already said in the previous parts 1 and 2: it is essential that everyone you (are going to ) dive with has the same mindset. In this way, every diver knows that every one of his team members has the correct and the same equipment, but most importantly: has the same procedures as you for every part of the dive. This way each team-member will know what's coming and therefore will



easily see if something is out of the ordinary /wrong. So if the inevitable problem occurs, everybody will react in the same way. The diver in trouble will recognize and predict the behaviour of his helping team members so that there will be no panic and everyone knows that the problem is dealt with in the most efficient manner.

The first step to learn these procedures will be set today. The last weeks we already had the odd hours of theory about the ins-and-outs of decompression and the how- and why of the different exercises. Now, we can't wait to put the theory into actual practice. This all was going on June in 2011. Early in

the morning I jumped in my car loaded with dive gear. We were as ready for the course as we could. We thought ...

Almost everybody arrived at Scuba Academy at the same time, so first things first: a cup of coffee. Secondly, but also very important: walking around the premises whilst trying to look very techy. Obviously you cannot start your introduction to tech diving without that...

The day began with even more theory. Fortunately, not only the 'dry' decompression theory, but also explaining how first stages, second stages, de- and inflators and your manifold are put together and how they actually work. Off course all to help recognize and solve problems.

After a couple of hours it turned out that we didn't pack our dive gear for nothing. Everything had to pass the thorough inspection of Cees den Toom, our instructor. And when I say thorough, I really mean thorough. The man is 6 foot 6 and has fingers like winter carrots. My expensive dive gear was made idiot-proof with the idea: better rupture above - than under water. Rubber parts which to my best knowledge were still perfectly fine, turned out not to be so perfect any more after contact with the winter carrots of Cees. Knots and tie-wraps were cut off without further ceremony and a mouthpiece was pierced by a fingernail, "this is not good anymore," grumbled Cees. "No you turd, not if you stick your fingernail in it!" I thought, but dutifully placed a new mouthpiece. In short, the gear got checked properly.

Then the correct placement of the backplate and D-rings were checked. This to make sure that everybody should be able to reach the valves (at least in theory) and to make sure that, when getting more experienced, stage bottles could be added to our setup without any problems. Even more, by having everything at the exact correct spot now, muscle memory to blindly find the D-rings is already getting established.

After this we watched a video. Over and over again. All the exercises (skills) which we had to master during the coming days were cut into pieces and explained step by step, so we could take full advantage of this on day 2. All exercises should be performed first on the 6 meter platform, then on a line and finally 'in the blue' with your buddies as a reference point. This is because if there is a problem, you most probably do not have a bottom where you can comfortably kneel down on, relax for a bit and than start your search for the problem.

Furthermore, maintaining proper trim and buoyancy is of key importance, because soon we will be spending at least half of our dive time on a deco stop. Executing these skills whilst maintaining a solid platform is actually the most-important thing. Therefore, we should perform our exercises whilst demonstrating good buoyancy and trim. Maximum is 30 degrees off hori-



zontal while remaining within 5 feet/1.5 meters of a target depth and keeping eye contact with our buddies at all times.

The skills themselves. If you look at them separately, it's really not that difficult. Mask on and off – open and close your valves in a certain order – S-drill – deploy your spare light – shoot an SMB – get everything out of your pockets and stow it back – frogkick– back kick – helicopter turn – Easily done, right? Absolutely true. Until everything had to be combined with precise trim, buoyancy and awareness. Than all the above suddenly becomes quite a task I can tell you. If something is difficult, you have a tendency to get caught up in your own little world which makes you look .... but see nothing. Loss of awareness is possibly the biggest danger, therefore a big issue that has to be trained.



I hope I made you a little bit interested or at least curious about the skills. Because they are difficult to describe we will be uploading them on Facebook:Team Pitch Blue and on our YouTube channel : [youtube.com/c/TeamPitchBlue](https://www.youtube.com/c/TeamPitchBlue). Pictures speak louder than words; a movie works even better.

Day two: rise and shine and straight to the dive site. We started immediately with dry runs for donating the long hose, valve-drill and S-drill. To be honest, felt a bit of an idiot walking around with backplate, regs and light on land, but hey.... all for the greater cause. After this exercise we tuned and tweaked our backplate some more and then.... it was finally time to go to water.

The dive-plan was to go to the 20 foot platform. We all got numbers; 1,2,3, and 4 and we needed to do our skills in that specific order. Ron Baars (2nd instructor) had a GoPro camera along with him to film everything and give video feedback afterwards. Cees den Toom would be hovering in our blind spot as

a giant shadow. The skills actually went fine (we still thought at that moment ). Until the ascent. For some reason we all thought we had our ascent covered and therefore hardly paid attention to it in our preparation. The valve drill and shooting an SMB : that looked very techy; so we practiced that. Swim backwards: really cool. So we practiced that. The ascent? That would be easy right? In our preparation to this course we hardly paid attention to a proper ascent. Ascending was a piece of cake right? Untill you have to maintain a steady platform, stay in formation, shoot an smb and ascend at exactly 9 foot per 30 seconds whilst keeping your awareness....Then the piece of cake proves to be a really, really long row to hoe (not sure this expression exists in English? I'm not familiar with it). The individual divers went up- and down and in short: we were a mess. This reality check hit us: we were far from the dive-gods we thought we were....

On the second dive we swam back towards the platform where we once again performed all skills. Everything went fairly well, although we had to get used to the specific way of teaching. It's actually very harsh. In the dive training I've done so far, the instructors help you through the exercises and correct you before you make a big mistake. Whilst during this course the instructors Cees and Ron (and later in Croatia especially Rob) really went out of their way to make sure you get yourself in trouble. Everybody in the team ends up with all valves closed at least once.

The essence of this training is to learn from your mistakes in controlled conditions. When you stow your lamp cord incorrectly or make another completely idiotic decision, Cees or Ron would immediately be there to punish that. With an incorrectly stowed light cord you will have a hard time donating gas. Lesson learned the hard way. Not looking up before you shoot an smb can get the team above you that's on a deco stop in really big trouble when the smb rushes straight through their platform. Again: lesson learned the hard way. A very direct and efficient way to learn. But hey, better here than at 160 foot during Tech 1.

Then to the dive centre for evaluation. The film Ron shot was very confronting: we were not quite as horizontal in the water as we thought we were and also the skills had many many (beauty) flaws. The order we were supposed to do our skills in (1,2,3,4 remember?) well, lets say we needed to learn to count to 4 again (and no one in the team even noticed we messed up). Furthermore: eye contact? Non existing... And last but not least: for some reason the whole team started rotating around an invisible axle which had us finning the whole time. No one noticed this either. Cees of course had seen and remembered everything. The next 1.5 hours were used extensively to show where improvements should be made. Ending with a positive point is of course an old trick in training so in the last five minutes Cees mentioned something positive about the abilities of each team member. Well thanks Cees. Nice that you took the full five minutes there ;). Anyway, day two was very informative and again it



became more than clear that trim and bouancy should be rock solid before you even start a skill. Taking your time before you start a skill/excercise is half of the job done.

Day three began with more theory and a quick run through of yesterday's funniest home video to refresh our minds. With this wisdom and the feedback from the previous day in our minds it was time for dives three and four. Again, the whole nine yards of exercises. The hard way of imidiatly being confronted with your mistakes, steepens the learning curve a lot I must say. Furthermore, it really is: slow is smooth and smooth is fast. We were way too eager to show our progress by doing things quickly which led to making mistakes instead.

The second dive we got enlightened on how to transport an unconscious diver with a heavy 'twinsset' underwater and how to safely surface this way . We had often read and talked about it, but I must say, to actually do it and to keep control (mostly the important last meters/feet) is quite an effort. But we actually had lots of fun doing it. Good to end a day with and particularly good for the team spirit. After another lengthy review and viewing the video footage we could go home with a good feeling. Only to stand in a massive traffic jam on the way back. Two and a half hours gone because of road construction and lanes shifts whilst no roadwork is being done! Bye bye good feelings....

The last day we did all the skills "in the blue", but with the 'extra' that for some skills the mask was optional. Read: the mask was off. It's hard at first to really fully rely on the team, but you get used to it pretty quickly. And it's actually a great feeling to know your team is there to help you out in case of trouble. After that the emphasis was on the ascent again. Shooting the smb was not an issue at all but the ascents themselves were still not flawless. That's really something a couple of our team (including myself) had to work on to get the tech rating and move on to T1. At the end we did scenario dive: The dive would be as followed: nr. 2 would be out-of-gas. nr. 3 would donate gas and nr. 1 would lead us back to the ascent point. Than again an ascent, but this time with an out-of-gas-situation. The out-of-gas was solved correctly and there was good buddy awareness, but still that ascent ..... It remained an issue. Everything had to be done on time. Thirty seconds for each part of the ascent, followed by thirty seconds 'hangtime' whilst dealing with an out of gas diver is just difficult.

Finally, there was a theory exam on the program and we were called on by the instructors to get a team- and a personal evaluation.

One diver could not complete the course because of personal issues. One had to repeat the course. Roen passed with honour and I passed with a "revisio-nal". I had to work on my ascent some more and after practicing a lot I could show Cees den Toom a couple of weeks later that I really could count to thirty during an ascent. Yeah! tech-rated for my intro to tech. That was nice (and

needed) because I wanted to go to the Croatia Tech 1 trip later that year.

All in all a great course (if not the best course I have ever had) in which we learned a lot. New insights, new techniques and a hard learning method made us better and safer divers.

Next month will be about the T1 course so stay tuned!

Hope to see you at the waterfront and don't forget to like and follow Team Pitch Blue on Facebook



**WORDS**  
JOB KUPERUS

**PICTURES**  
CASE KASSENBERG





Our products are all **MITQ (MADE IN ITALY TOTAL QUALITY)** and allow an OPTIMAL BUOYANCY during video and photography.

Our **LIGHT ARMS** are made with a **preanodized 6060 aluminum alloy blue tube** (Ø22 mm) and have two preanodized 6026 aluminum alloy SML-pearl-grey spheres (Ø 25 mm) at the ends (9 different lengths are available).

Our **BLOCKING SYSTEM (CLAMP)** is composed by two **preanodized aluminium alloy 6026** pearl grey SML butterfly clamps, a button-head stainless steel screw and an aluminium alloy 6026 anodized blue wing nut.

Thanks to the clutches mounted inside the clamps, tightening is smooth for adjustments but at the same time sturdy and rigid for operation.



Our **ACTION CAM BRACKET** is made of **AISI 316 stainless steel** (3 mm thick and with black Delrin inserts).

It consists of two laser-cut plates and a pair of folding handles with blocking mechanism. The coupling of the two plates is via a M8 dowel acting as a guide. In the rear part the handle has an additional 1/4 UNC thread for extra applications (eg. Gorilla POD or similar), an extendible guide plate and a small base for bi-adhesive connections.

An **anodized aluminum stick** simplifies macro recording allowing to force the minimum recording distance from the subject. The handles terminate with preanodized 6026 aluminum alloy SML-pearl-grey spheres (Ø 25 mm), thus allowing for the maximum flexibility for lights and additional parts to be connected to the base. The system can be offered with Lock-line terminations instead.





Our **SCUBA VIDEO LIGHT Led C-95**, electronically realized in cooperation with **Elbatech Srl**, is made by an 6026 SML pearl-grey **anodized aluminum alloy body** (Ø 60 mm) (milled from full aluminum bar), with a ring-bezel rear cover in black Delrin (Ø 70 mm) and with a 8-mm thick front **polycarbonate glass**. Its weight out of the water is 750 g, in the water 270 g.

#### LIGHT FEATURES:

- High intensity LED diode:  
CREE LED array CXA1304, 900 lumen, 5000°K
- Viewing Angle: from 85° to 140°
- CRI: 90 to 95
- Battery: Li-Ion rechargeable battery pack,  
14.8V 2000 mAh (dedicated battery charger  
IMAX B6AC included)
- Burn Time: 120 minutes @ 100%
- Hydrostatic test: 120 minutes @ 9 bar
- Electronics: custom-made power-led driver  
(Elbatech Srl, Marciana (LI), Italy)

Our **scuba light model 170/30 N** is offered a beautiful blue briefcase containing:

- 1 scuba led video light model C-95
- 1 battery charger IMAX B6AC
- 1 black Delrin dedicated holder terminating with an anodized aluminium SML pearl-grey sphere (Ø 25 mm)

About **MECHANICS** please refer to **SML-SUB**  
[www.sml-sub.it](http://www.sml-sub.it) e-mail: [info@sml-sub.it](mailto:info@sml-sub.it)

About **ELECTRONICS** please refer to **ELBATECH** srl  
[www.elbatech.com](http://www.elbatech.com) e-mail: [info@elbatech.com](mailto:info@elbatech.com)



[www.sml-sub.it](http://www.sml-sub.it)





# VARESE CIVIL PROTECTION SCUBA DIVERS

WORDS AND PICTURES: VARESE CIVIL PROTECTION SCUBA DIVERS

CONTACTS

[www.sommozzatorivarese.com](http://www.sommozzatorivarese.com)

[www.facebook.com/groups/1504383863119127/](https://www.facebook.com/groups/1504383863119127/)

Founded in Varese during 1990, the group Sommozzatori di Protezione Civile Varese sub (Varese Civil Protection Scuba Divers) originates inside the Varese National Association Alpino. In 2000 becomes an autonomous group and enrolls into the Lombardy regional Civil Protection register.

In 2007, the group enrolls into the voluntary organization national register of the Civil Protection Department. The association resides in Gazzarda, Via Piave n.12.

**“Sommozzatori Protezione Civile Varese sub” is a non-profit organization** whose statute reflects the **principles of democracy, electivity and gratuity** of any executive charge in compliance with the laws regarding non-profit organizations.



**President:** Calogero RINALDO

Under the operational profile, the need of a prompt and efficient reply, together with the high standards of expertise and reliability required to every volunteer, impose a multilevel structure granting a constant training and intervention capability in every condition.

**“Sommozzatori Protezione Civile Varese sub” is operational for emergencies in water**, precisely:

- Search & rescue of persons and things
- Sea bottom monitoring & prospecting
- Safety measures for jetties, wrecks, pillars, etc.

Our group counts 30 licensed divers: 6 instructors and 24 dive masters, operational up to 42 meters depth, as per National Civil Protection Service rules. Every diver is trained for:

- First aid and rescue into the water;
- Searching in different types of sea bottom and under different visibility conditions, using the most appropriate searching techniques

Five volunteers are also in possession of a boat license for motor boats over 40 hp.

We **organize training programs for Civil Protection Divers** in our area, in co-operation with all other civil protection volunteers groups of the Varese province specialized in nautical and underwater emergencies and with Italian Red Cross OPSA group.

## OUR TASKS

Every operational unit of the National Civil Protection Service grant the needs of **forecasting, prevention, rescue and overcoming emergencies** provided for by the main law of 1992. Amongst these organizations the varied world of volunteering **provides important support tasks in the areas not reserved to other first responders**, whom the volunteers supply an extremely important reinforcement where explicitly provided or previously requested and authorized by the competent authority.

Our tasks, though adaptable to specific needs in the field, cannot ever go beyond the limit, for example, of the technical and urgent rescue primarily in charge to the fire brigades and the medical aid, as main components of the NCPS. Together with the volunteers, the Police, the Armies, the technical and scientific services and any other partner with specific skills in overcoming the crisis join to make the system work better, under a single institutional direction.



## EDUCATION

Educational standards follow the National Civil Protection Department guidelines, to grant an efficient answer from any regional apparatus. Lombardy Region rules allow participating to operational activities only to volunteers who attended specific training and education programs.

**Each province**, authorized by their Regions, **organize theoretical courses and practice exercises** that give each student a solid background of general knowledge on the **skills and methods of prevention, forecasting, rescue and overcoming emergencies techniques**.

The Sommozzatori Protezione Civile Varese Sub organization trains its volunteers through recurring rescue trials where, depending on the age and technical/sanitary requirements, each one is assigned to a training or operative group and assisted by more experienced partners.

Instantly, every volunteer has to consider responsibly the example coming from his actions and his behavior.

Training programs include practice exercises in using various types of searching techniques: spiral, comb, pendulum, compass, with reference to the ground, using ropes, into the current, tactile along pre-defined squares.

Training also includes in-water rescue, learning how to use lifting balloons, the sorbona pump and full-face masks.

It is primarily important to point out that any "simple" searching using divers must be carried out within 40 meters depth. Safety insurances rules impose this limit, together with the restrictions binding on the gas used (mostly air) and related bottom time. Although redundant, it is better to remember that each operation has to be carried out in complete safety. The Civil Protection is changing from "rescue machine" intervening only after a disaster, into a **monitoring, prediction and prevention system** of the territory and its risks.

## SAFE WATERS PROJECT

Under this perspective, the Varese province developed the **safe water project**.

Since 2004, the objective concurrence between Prefecture, Province, Municipalities, Areu 118 Varese, CNSAS, Local Police, Volunteer Organizations of Civil Defense, National Association of Rescue, CRI OPSA, put into effect a protocol of intervention to ensure, during the summer, the monitoring, information and assistance for the safety of tourists, sportsmen and any regular and/or occasional visitor of the many lakes, rivers and gorges distributed throughout the province.

**The protocol**, confirmed year by year, **reaches any possible risk scenarios water related**: from the breach of laws and safety standards driving boats and watercraft, to the imprudence practicing scuba diving or other water sports such as surfing, windsurfing and canyoning, to preventing potential risks towards who engage ability tests in ravines or waterfalls. During July and August, the project commits volunteers of the Civil Protection to carry out their work of prevention, information, monitoring, sighting, support, and identification of potentially dangerous areas.

Since the beginning, the Province of Varese provided articulated training courses on all aspects of the project, including swimming, medical aid, legislation and safety, in order to develop, expand and enrich the monitoring service of the banks. The significant **synergy with the nautical team of the Provincial Police** is the highly distinctive element of the project, which express into an effective operational coordination and in a deep collaboration in the planning phase of the procedures and training of civil protection volunteers.

Since the end of 2010 season, the nautical team of the Provincial Police and the Province Civil Protection Structure, implemented and updated a training and education program aimed to the professionalization of "crew responsible" among Civil Defense volunteers committed to the project.

This **training program**, organized with the contribution of the **Coast Guard - Navy League** and the **Italian Red Cross**, composes of several modules focusing on theoretical and practical navigation code and signs, meteorology and water rescue procedures.







# ROATÁN UNDERWATER PHOTO FEST | 2015



September 26 - October 3<sup>rd</sup>, 2015  
Turquoise Bay Resort,  
Roatan, Bay Islands, Honduras

[www.roatanunderwaterphotofestival.com](http://www.roatanunderwaterphotofestival.com)

*Brandi Mueller*



# Hollis®

NO LIMIT



VISIT US ONLINE: [WWW.HOLLIS.COM/EU](http://WWW.HOLLIS.COM/EU)  
[WWW.FACEBOOK.COM/HOLLISGEAR](http://WWW.FACEBOOK.COM/HOLLISGEAR)